

R.H. DOOR KEY
CYLINDER LAMP
& SWITCH

R.H. POWER
WINDOW SWITCH

R.H. POWER
WINDOW
MOTOR

**R.H. POWER
MIRROR MOTOR**

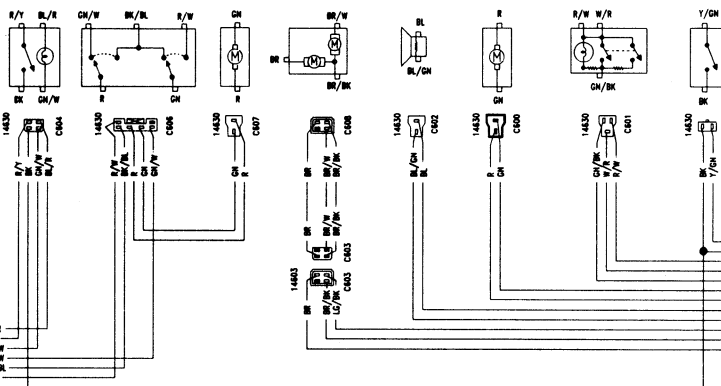
**R.H. DOOR
SPEAKER**

R.H. POWER
DOOR LOCK
MOTOR

**R.H. POWER
DOOR LOCK
SWITCH**

R.H. DOOR
LATCH SWITCH
(PASSIVE RESTRAINT)

A

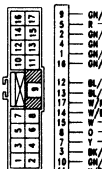


TO 10B942
ZONE 103-A
OR
ZONE 70-A
(ELECTRONIC
CLUSTER)

14630

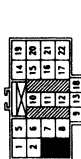
 C284

14631



C256

10894



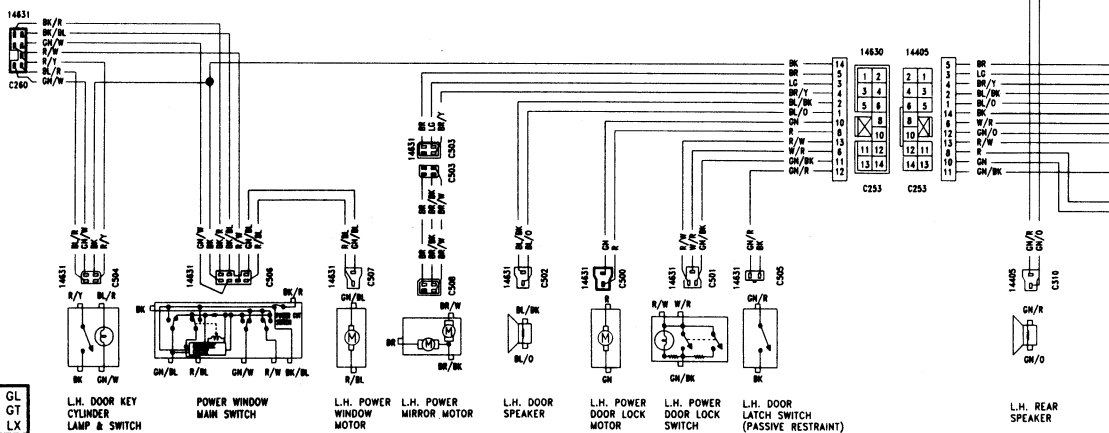
12
19
17
21
C700

C

D

E

F



2.2L :	GL
2.2L TURBO :	GT
3.0L :	LX

L.H. DOOR KEY
CYLINDER
LAMP & SWITCH

POWER WINDOW
MAIN SWITCH

L.H. POWER
WINDOW
MOTOR

L.H. POWER
MIRROR MOTOR

L.H. DOOR
SPEAKER

L.H. POWER
DOOR LOCK
MOTOR

L.H. POWER
DOOR LOCK
SWITCH

L.H. DOOR
LATCH SWITCH
(PASSIVE RESTRAINT)

L.H. REAR
SPEAKER